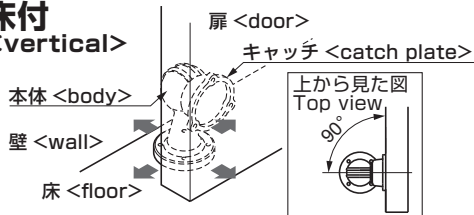


# LAMP® ワンタッチ ドアホルダー M 型 取付説明書

## ASSEMBLY INSTRUCTION - MAGNETIC DOOR HOLDER

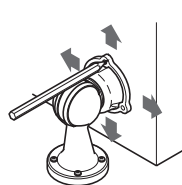
### 床付 <vertical>



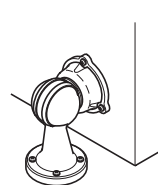
1. 本体とキャッチを図のように前後左右に動かし、取り付けに最適な位置を決める。  
Decide most suitable location to attach on floor or wall.



2. 本体を付属の木ねじ 3.5×22 で床にしっかり固定する。  
Secure body firmly in place with screws.

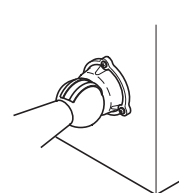
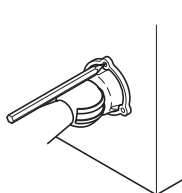
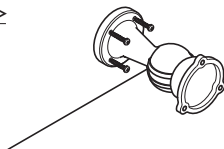
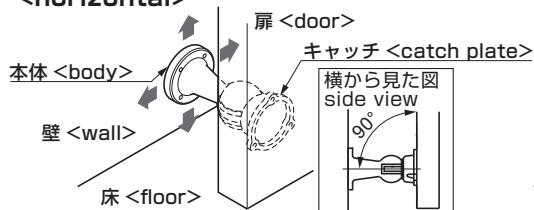


3. キャッチを本体に付けたまま扉に密着させ、きりや鉛筆などで穴をけがく。  
Place catch plate against magnetic body. Locate catch plate on door. Mark screw holes with awl or pencil.



4. 本体とキャッチが良く密着していることを確認し、付属の木ねじ 3.1×16 で扉に固定する。  
Screw catch plate to door.

### 巾木付 <horizontal>



**SUGATSUNE スガツネ工業**

お問い合わせ：03(3864)1122  
月～金 9:00～17:30 (休日・夏期休業等は除く)

SUGATSUNE KOGYO CO.,LTD  
Tokyo, JAPAN  
Phone: +81 (0)3 3866 2260 E-mail:export@sugatsune.co.jp

SUGATSUNE KOGYO (UK) LTD  
Reading, UK  
Phone: +44 118 9272 955 E-mail:sales@sugatsune.co.uk

SUGATSUNE EUROPE GmbH  
Düsseldorf, GERMANY  
Phone: +49 211 53812900 E-mail:sales@sugatsune.eu

ISO9001(Japan Offices and Sugatsune America) and ISO14001(Chiba Production division and Logistics center), certified.

SUGATSUNE SHANGHAI Co., LTD  
Shanghai, CHINA  
Phone: +86 21 3632 1858 E-mail:lamp@sugatsune.com.cn

Guangzhou, CHINA  
Phone: +86 20 6639 3552 E-mail:lamp@sugatsune.com.cn

SUGATSUNE KOGYO INDIA PRIVATE LIMITED  
Mumbai, INDIA  
Phone: +91 22 28314490/91 E-mail:sales@sugatsune.in

SUGATSUNE AMERICA, INC  
California, USA  
Phone: +1 310 329 6373 E-mail:sales@sugatsune.com

Chicago, USA  
Phone: +1 312 461 1081 E-mail:chicago showroom@sugatsune.com

SUGATSUNE CANADA, INC.  
Phone: +1 514 312 5267 E-mail:support@sugatsune.ca